




CRETE-CUT HYDRAULIC EQUIPMENT

Limited Access Basement Saw 24" Hydraulic Concrete Saw

Standard Features & Benefits

- Saw operates on typical hydraulic handsaw power pack.
- Suitable where there is limited access or where exhaust fumes are not allowed.
- Replaces the need for an electric concrete saw for small interior sawing project needs.
- Fits in an elevator for high rise work from roof to basement. The saw size is ideal for a small bathroom floor removal.
- Saw breaks down into three pieces a 30 lb. 24" blade guard, a 40 lb. weight and 140 lb. saw frame, for easy one man operation.
- Works in areas were many saws do not fit.
- Choice of hydraulic motors for delivery of optimum blade speed and torque.
- Lifts a 24" blade out of the cut line with 2 additional inches of clearance above the floor, plus right & left side cutting.
- We have eliminated the slow acting hand crank wheel for raising and lowering saws. Our replacement (shown far right) is our "Clutch Lever" and patent "Gear Rack Assembly".
- Raising or lowering the saw occurs as fast as you can pull and then release the Clutch Lever



**Clutch Lever *Above*
"Gear Rack Assembly"
Pictured *Left***

Part #	Size / Type	Price
CC LAS-24	24" Hydraulic Saw	\$4895

- All Credit Cards Accepted
- Customer Purchase Assistance Program Available

CALL TO SCHEDULE A DEMONSTRATION



ORLANDO, FLORIDA
407-575-6657

**25% To 40% MORE PRODUCTIVE THAN
USING A HANDSAW FOR FLOOR CUTS**

**SAW IS MORE STABLE, CUTS A STRAIGHTER
LINE THAN A 20" HANDSAW WHICH MEANS
LESS PROBLEMS FOR THE REMOVAL CREW.**

24" Hydraulic Concrete Saw



**Limited Access Concrete Saw
Works Where Other Saws Do Not Fit**



**AMERICAN DEMOLITION & ENVIRONMENTAL
UNIVERSAL STUDIOS PROJECT
ORLANDO, FLORIDA**

**CUT & REMOVE
9" INCH CONCRETE**